



HT-C-30-12 ; HT-C-15-24

Multistage Battery Charger

- (1) PFC function.
- (2) Sleeping mode function.
- (3) Wide input voltage (universal) range operation.
- (4) LCD remote control.
- (5) Battery temperature sensor function.
- (6) Tri-LED color indicator for different charge stage.
- (7) Adjustable switch for different lead-acid battery types.
- (8) Prevent the battery overcharging, and extend the battery life.
- (9) For recovery of the aging (sulfated) battery.

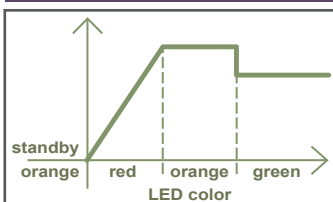
Wire Type:



Specification

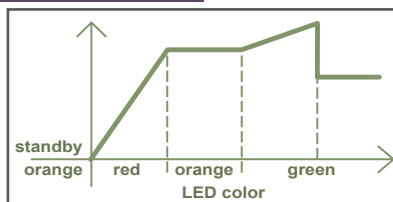
| Model | HT-C-30-12 | | | | | | | HT-C-15-24 | | | | | | |
|------------------------------|--|-----------------|-----------------|----------------|----------------|---------------|---------------|---------------------------------|-----------------|-----------------|----------------|----------------|---------------|---------------|
| INPUT | | | | | | | | | | | | | | |
| Voltage range | 100~240Vac | | | | | | | | | | | | | |
| Frequency range | 50/60Hz | | | | | | | | | | | | | |
| Efficiency | >=85% | | | | | | | | | | | | | |
| Power factor | 1.0 at full load (+/-5%) | | | | | | | | | | | | | |
| Input socket | IEC plug | | | | | | | | | | | | | |
| OUTPUT | | | | | | | | | | | | | | |
| Mode Selection | Mode 1 | Mode 2 | Mode 3 | Mode 4 | Mode 5 | Mode 6 | Mode 7 | Mode 1 | Mode 2 | Mode 3 | Mode 4 | Mode 5 | Mode 6 | Mode 7 |
| Bulk Stage | 14.7V, 30A | | | 14.1V, 2A | 14.7V, 2A | 12.2V, 30A | 13.5V, 30A | 29.4V, 15A | | | 28.2V, 1A | 29.4V, 1A | 24.5V, 15A | 27V, 15A |
| Absorption stage (I) | 14.7V, 30A max. | 14.1V, 30A max. | 14.7V, 30A max. | 14.1V, 2A max. | 14.7V, 2A max. | 12.2V, 30A | 13.5V, 30A | 29.4V, 15A max. | 28.2V, 15A max. | 28.2V, 15A max. | 28.2V, 1A max. | 29.4V, 1A max. | 24.5V, 15A | 27V, 15A |
| Absorption stage (II) | / | / | 14.7V, 2A max. | / | / | / | / | / | / | 29.4V, 1A max. | / | / | / | / |
| Float stage | 13.5V, 2A max. | | | | | 12.2V, 30A | 13.5V, 30A | 27.0V, 1A max. | | | | | 24.5V, 15A | 27V, 15A |
| Max. current output | 30A | | | | | | | 15A | | | | | | |
| Continuous current output | 30A | | | | | | | 15A | | | | | | |
| Recommended battery capacity | 75 ~250Ah (12V) | | | | | | / | 45 ~ 150Ah (24V) | | | | | | / |
| Leakage current from battery | <1mA | | | | | | / | <1mA | | | | | | / |
| Sleeping Mode Function | YES (5A current output only) | | | | | | / | YES (2.5A current output only) | | | | | | / |
| PROTECTION | | | | | | | | | | | | | | |
| Over temperature | 55°C±5°C | | | | | | | | | | | | | |
| Input terminal reverse | By fuse | | | | | | | | | | | | | |
| Overload | YES | | | | | | | | | | | | | |
| Output short circuit | YES | | | | | | | | | | | | | |
| Microprocessor check | YES | | | | | | | | | | | | | |
| ENVIRONMENT | | | | | | | | | | | | | | |
| Working temp. | -15°C ~ +45°C | | | | | | | | | | | | | |
| Working humidity | 20 ~ 90% RH non-condensing | | | | | | | | | | | | | |
| Storage temp., humidity | -30°C ~ +70°C (-22°F ~ +158°F) , 10 ~ 95% RH | | | | | | | | | | | | | |
| Temp. coefficient | ±0.05%/°C (0 ~ 50°C) | | | | | | | | | | | | | |
| SIZE | | | | | | | | | | | | | | |
| Dimension (L x W x H) | 235 x 179 x 90 mm | | | | | | | | | | | | | |
| Weight | 3.0 kgs | | | | | | | | | | | | | |

Charging volt graph (0:OFF ■)

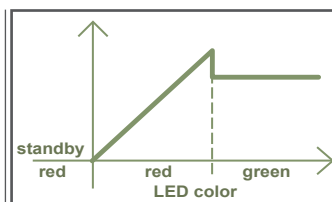


Mode 1: (100)
For lead storage battery.

Mode 2: (120)
For gel battery.

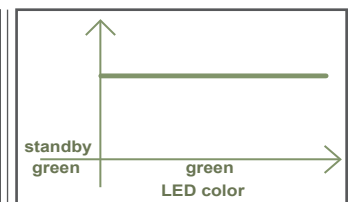


Mode 3: (003)
Suitable for re-charging lead storage battery, which is in good condition battery and completely disconnected from the devices it runs.



Mode 4: (020)
For recovery of sulfated (aging) gel battery.

Mode 5: (023)
For recovery of sulfated (aging) lead storage battery.



Mode 6: (123)
DC power supply.
12.2V (for 12V spec.) / 24.5V (for 24V spec.)

Mode 7: (000)
DC power supply.
13.5V (for 12V spec.) / 27V (for 24V spec.)

